



# EMERGENCY PLUG

For Electric Vehicle (EV) Response

Quickly and simply prevent unwanted movement of an EV during emergency operations.

The Emergency Plug is the perfect solution for those responding to an electric vehicle (EV) emergency. Unlike fuel-powered cars, it can be difficult to determine whether an EV is running or not, and difficult to shut-off in an accident. If an accident is severe enough, the safety systems may have possibly malfunctioned, and emergency responders may have to face the difficult position of not knowing the status of the vehicle. Without understanding the technology of an electric car, responders can find themselves, and others, in danger.

Once plugged into the vehicle's charging port, the plug simulates a charging process, switches gear to "Park" or "Neutral" and may apply the electric parking brake. This allows emergency personnel to take control of its power functions, safely turning off all necessary electronics.

With one simple plug-in you can put everyone's minds at ease knowing that your rescue operations are safe, swift, and dependable with The Emergency Plug!

- » Prevents all e-vehicles from accidental starting and movement
- » Universal for all EVs, regardless of whether they are type 1 or type 2 charging ports
- » Comes with adapter for all Tesla Electric Vehicles
- » Status LED shows the current vehicle status and function
- » Self-test function for safe use
- » Bypasses the "Anti-Theft" lock, can be removed at any time
- » Luminescent housing for good visibility



## SCAN TO LEARN MORE AND REQUEST A QUOTE

To learn more about the Emergency Plug and to watch how it operates, scan the QR Code or visit: [safewareinc.com/ev-plug](http://safewareinc.com/ev-plug)



Item	Part Number
Emergency Plug ..	TSS EPH1EU1

## Who is the Emergency Plug for?



FIRE DEPARTMENTS



LAW ENFORCEMENT



AMBULANCE / EMS



GARAGE / TOW TRUCKS



ROADSIDE ASSISTANCE

For more information or to request a quote please contact:

800.331.6707

[info@safewareinc.com](mailto:info@safewareinc.com)

[www.safewareinc.com](http://www.safewareinc.com)













## TECHNICAL SPECIFICATIONS

Product name	Emergency Plug
Dimensions (length x width x height)	247 × 186 × 69 (mm)
Mass	475 grams
Energy consumption	3 × 1.5 V
Battery type	3 × PX1500 AA Procell batteries
Battery life	8 hours
Frequency	433 MHz
Operating ambient temperature	-20°C – +50°C
Operating humidity	20% – 80%
Ambient temperature for storage	+5°C – +30°C
Plug types	Type 1 and type 2
Suitable vehicles according to European legislation	UN/ECE Regulation No. R100.01

### Plug Types

The Emergency Plug is equipped with two different plug types, and Tesla adapter, which means the Emergency Plug can be used with all plug-in hybrid and electric vehicles with a charging or communication port.

	Type 1	Type 2
 Type 1 J1772	✓	✗
 Type 2 Mennekes	✗	✓
 CCS1	✓	✗
 CCS2	✗	✓
 Type 1 J1772 & CHAdeMO	✓	✗
 Type 1 J1772 & GB/T	✓	✗
 Type 1 J1772 & Supercharger	✓	✗
 Type 2 Mennekes & CHAdeMO	✗	✓
 Type 2 Mennekes & GB/T	✗	✓
 Type 2 Mennekes & Supercharger	✗	✓



### Emergency Plug Kit Contents:

- (1x) Emergency Plug (incl. batteries)
- (2x) Spudgers (pry bar to open charging port, if needed)
- (3x) Spare Batteries
- (1x) Tesla Adapter
- (1x) Storage Case



### Intended use

The Emergency Plug is intended to temporarily block an electric vehicle from unpredictable vehicle behavior.

The Emergency Plug is an addition to the current applicable protocols. The Emergency Plug can never be a replacement for the current applicable protocols.



SCAN TO LEARN MORE AND  
REQUEST A QUOTE

To learn more about the Emergency Plug and to watch how it operates, scan the QR Code or visit:  
[safewareinc.com/ev-plug](https://safewareinc.com/ev-plug)



800.331.6707 | [safewareinc.com](https://safewareinc.com)